

GENERAL NOTES:

1. ONTARIO PROVINCIAL STANDARD SPECIFICATIONS AND ONTARIO PROVINCIAL STANDARD DRAWINGS TO APPLY UNLESS OTHERWISE NOTED.
2. ALL EROSION CONTROL AND SEDIMENT CONTROLS SHALL FOLLOW AND BE IN ACCORDANCE WITH GENERAL BEST MANAGEMENT PRACTICES PRIOR TO UNDERTAKING WORKS.
3. COMPLETE ALL WORKS IN ACCORDANCE WITH THE OCCUPATIONAL HEALTH AND SAFETY ACT.
4. PROVIDE NOTICE TO THE TOWN OF BLIND RIVER WHEN ACCESS WILL BE IMPACTED.
5. ALL INSTALLATIONS ARE TO BE COMPLETED TO THE SATISFACTION OF THE ENGINEER AND THE TOWN OF BLIND RIVER IN ACCORDANCE WITH THE CONTRACT DOCUMENTS.
6. CONTRACTOR SHALL REVIEW SITE, BECOME FAMILIAR WITH ALL EXISTING CONDITIONS, VERIFY ALL DIMENSIONS, AND REPORT ANY DISCREPANCIES TO THE ENGINEER BEFORE PROCEEDING WITH THE WORK. DO NOT SCALE THESE DRAWINGS. DRAWING SCALE MAY BE INACCURATE FROM REPRODUCTION.

EROSION & SEDIMENT CONTROL NOTES

1. SANDBAG COFFERDAM/TURBIDITY AS MAY BE REQUIRED TO COMPLETE WORKS IN THE DRY.
2. CONTRACTOR TO PROVIDE PRICING FOR SANDBAG COFFERDAM AS PROVISIONAL PRICE. IN THE BASE PRICING THE CONTRACTORS ARE ASKED TO INCLUDE FOR A WORK ZONE SEPARATION USING A TURBIDITY CURTAIN. THE TURBIDITY CURTAIN SHALL BE INSTALLED FOR THE FULL DURATION OF THE WORK AND SHALL BE REMOVED AFTER THE WORK IS COMPLETED AND ANY TURBIDITY WITHIN THE WORK ZONE HAS SETTLED.

WOOD:

1. TIMBER MEMBERS ARE SUPPLIED AND INSTALLED BY THE CONTRACTOR. ALL NEW TIMBERS OF THE HEADWALL SHALL BE TREATED IN ACCORDANCE WITH CSA 080-15 FOR USAGE CATEGORY UC4.2. THE TIMBERS SHALL BE SPF SPECIES, SAWN ON FOUR SIDES AND TREATED WITH MICRONIZED COPPER AZOLE (MCA).
2. ALL NEW HEADWALL TIMBERS FIELD END CUTS SHALL BE TREATED LIBERALLY WITH A COPPER NAPHTHENATE SOLUTION (2 COATS) AND DRIED PRIOR TO INSTALLATION.

REMOVALS:

1. ALL REMOVED MATERIAL, WITH THE EXCEPTION OF SIGNS OR THOSE MATERIALS THE OWNER WISHES TO SALVAGE SHALL BECOME THE PROPERTY OF THE CONTRACTOR AND SHALL BE LEGALLY AND PROPERLY DISPOSED OF OFF-SITE WITH THE WRITTEN PERMISSION OF THE PROPERTY OWNER.
2. ANY ITEMS TO BE RELOCATED SHALL BE SALVAGED, STORED AND RELOCATED AS DIRECTED. ANY ITEMS DAMAGED OR LOST, ETC DURING THE CONSTRUCTION PROCESS SHALL BE REPLACED BY THE CONTRACTOR AT NO ADDITIONAL COST TO THE OWNER.

CONCRETE NOTES:

1. CONCRETE IS SPECIFIED USING ALTERNATIVE METHOD OF CSA A23.1 TABLE 2 AS FOLLOWS:

PARAMETER	EXTERIOR FOUNDATIONS (SLAB)
EXPOSED CLASS (TABLE 1)	C-2
AIR CONTENT (TABLE 4)	1
MAX. W/C RATIO (TABLE 2)	0.45
CURING TYPE (TABLE 20)	2
MIN. COMPRESSIVE STRENGTH @ 28 DAYS	32 MPa

2. AT LEAST TWO (2) WEEKS PRIOR TO THE PLACEMENT OF CONCRETE THE CONTRACTOR SHALL SUBMIT THE FOLLOWING TO THE ENGINEER FOR REVIEW:
 - A VALID 'CERTIFICATE OF READY MIXED CONCRETE PRODUCTION FACILITIES' OR A VALID 'CERTIFICATE OF MOBILE MIX CONCRETE PRODUCTION FACILITIES' AS ISSUED BY THE 'READY MIXED CONCRETE ASSOCIATION OF ONTARIO' TO THE PLANT BEING USED.
 - A COMPLETED 'CONCRETE MIXED DESIGN SUBMISSION FORM'
 - A QUALITY PLAN THAT DESIGNATES A SPECIFIED SLUMP OR SOME OTHER MEASURE OF WORKMANSHIP
 - TEST RESULTS TO SHOW COMPLIANCE WITH CSA A23.1
 - AIR VOID SYSTEM OF HARDENED CONCRETE.
 - STATISTICAL STRENGTH TEST ANALYSIS TO CONFIRM THE STRENGTH LEVEL FOR EACH CLASS OF CONCRETE INCLUDING THE EXPECTED 7/28 DAY STRENGTH RATIO

HANDRAIL / GUARDS

1. ALL GUARDS SHALL BE CONSTRUCTED IN CONFORMANCE WITH THE REQUIREMENTS OF THE ONTARIO BUILDING CODE.
2. FABRICATOR TO GRIND SMOOTH ALL EDGES AND WELDS PRIOR TO PAINTING.
3. FABRICATOR TO PROVIDE VENT HOLES AS REQUIRED IN ALL SEALED ASSEMBLIES.
4. CONTRACTOR SHALL NOT MEASURE FOR THE NEW GUARD AND/OR HANDRAILS UNTIL THE COMPLETE RETAINING WALL ASSEMBLIES HAVE BEEN INSTALLED.

PAINTING

1. ALL CARBON STEEL SHALL BE PREPARED AND SHOP PAINTED AS SPECIFIED BELOW:
2. SURFACE PREPARATION SHALL BE COMMERCIAL BLAST OR WHEEL ABRADED PER STEEL STRUCTURES PAINTING COUNCIL STANDARD SSPC-SP6, WITH GRIT SIZE TO PRODUCE 1.0 TO 3.0 MIL BLAST PROFILE.
3. APPLICATION METHODS, TEMPERATURE AND RE-COAT TIME SHALL BE IN STRICT ACCORDANCE WITH THE INSTRUCTIONS AND RECOMMENDATIONS OF THE PAINT MANUFACTURER.
4. MEASUREMENT OF DRY FILM THICKNESS SHALL BE IN ACCORDANCE WITH STEEL STRUCTURES PAINTING COUNCIL STANDARD PA-2.
5. PAINTING SYSTEM SHALL BE AS FOLLOWS:
 - a) PRIMER COAT - ZINC PRIMER 2-3 MILS DFT PER COAT (2 COATS REQUIRED), "CARBOZINC 11" BY CARBOLINE, SPRAY APPLIED WITHIN 8 HOURS AFTER BLAST CLEANING.
 - b) COLOUR COAT - CYCLOALIPHATIC AMINE EPOXY 4-6 MILS DFT PER COAT (2 COATS REQUIRED), CARBOGUARD 890 LT, SPRAY APPLIED.
 - c) FINISH COAT - ALIPHATIC ACYLIC-POLYESTER POLYURETHANE 3-5 MILS DFT PER COAT (2 COATS REQUIRED), "CARBOTHANE 133 HB", SPRAY APPLIED.
6. COLORS SELECTION BY OWNER.
7. AN APPROPRIATE QUANTITY OF PAINT IS TO BE SUPPLIED FOR FIELD TOUCHUP.

STRUCTURAL STEEL / FABRICATION NOTES

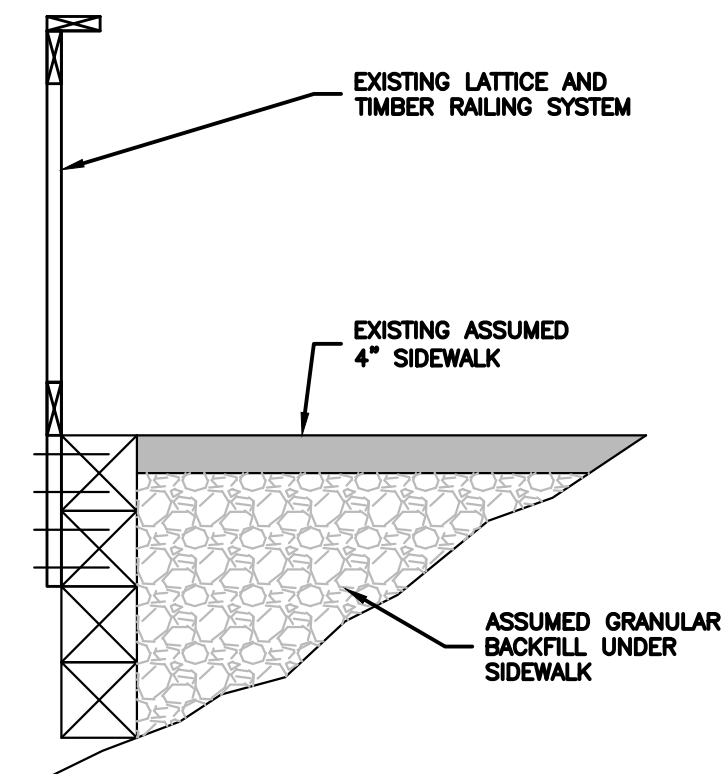
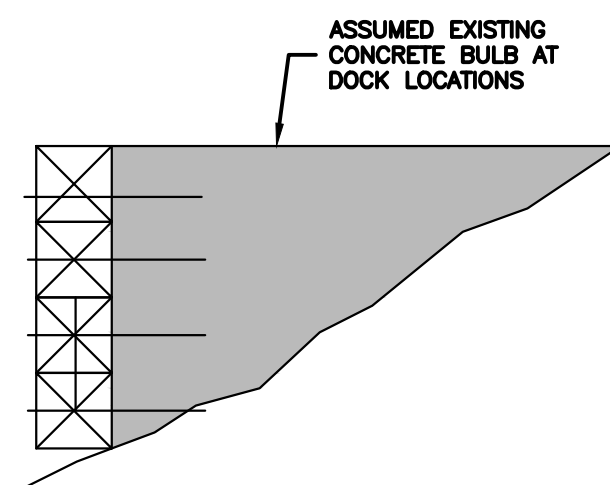
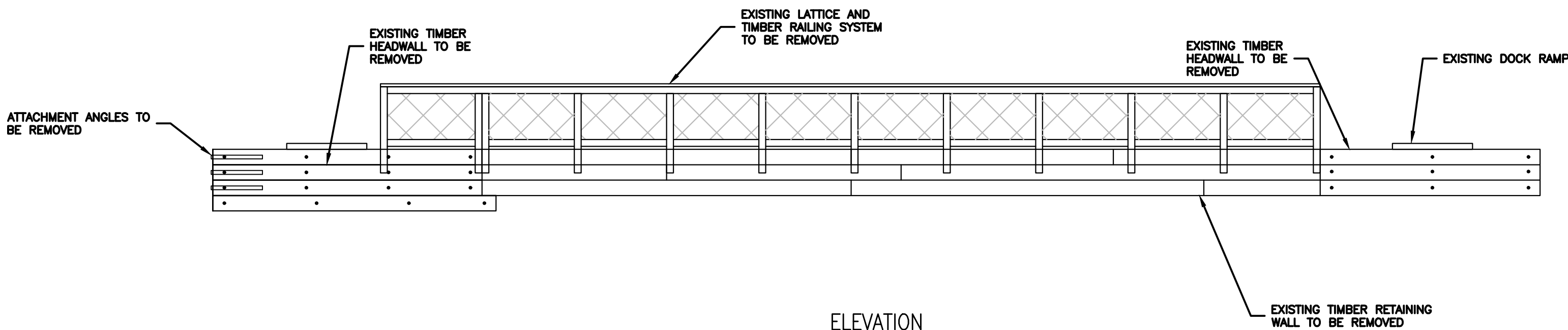
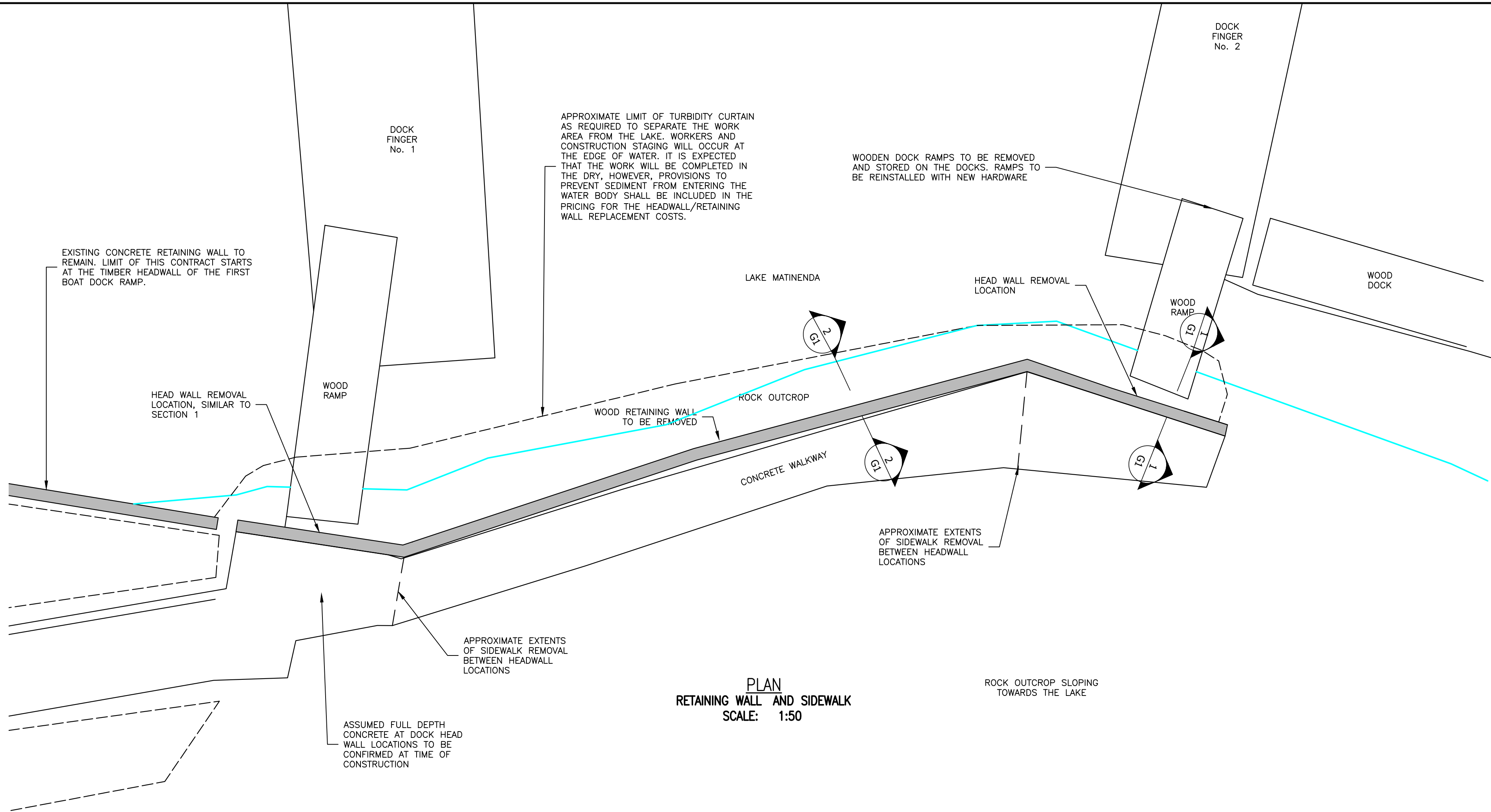
1. STRUCTURAL STEEL SHALL CONFORM TO CAN/CSA-S16-14.
2. ALL STEEL SHALL BE NEW MATERIAL UNLESS NOTED OTHERWISE.
3. ALL STRUCTURAL STEEL PLATE SHALL BE IN ACCORDANCE WITH C.S.A. G40.20M GRADE 300W, UNLESS NOTED.
4. ALL STRUCTURAL PIPE SHALL BE ASTM A53-GRADE B.
5. FABRICATION, ERECTION AND WORKMANSHIP SHALL CONFORM TO C.S.A. S16-14.
6. ALL WELDING SHALL CONFORM TO C.S.A. AND W59M AND SHALL BE PERFORMED BY A WELDER QUALIFIED UNDER C.S.A. W47.1.
7. SURFACES TO BE WELDED SHALL BE THOROUGHLY CLEANED OF ALL FOREIGN MATTER.
8. ALL JOINTS SHALL BE WELDED USING 480 MPa STRENGTH ELECTRODES.
9. ALL WELDS TO BE CONTINUOUS ALL AROUND PART TO BE WELDED. MAXIMUM SIZE WELD FOR MATERIAL
10. GRIND SMOOTH ALL ROUGH EDGES PRIOR TO PAINTING.

CONNECTIONS/HARDWARE

1. ALL SPIKES, THREADED RODS OR CONNECTIONS TO BE HOT DIPPED GALVANIZED.

GALVANIZING

1. ALL RAILING MEMBERS AND HARDWARE TO BE HOT DIPPED GALVANIZED. GALVANIZING TO CONFORM TO ASTM A123 "STANDARD SPECIFICATION (APPROVED EQUIVALENT) FOR ZINC (HOT-DIP GALVANIZED) COATINGS ON IRON AND STEEL PRODUCTS" AND CSA G184 SHALL BE DONE AS FOLLOWS:
 - 1.1. SURFACE PREPARATION AND FABRICATION FOR MATERIALS TO BE GALVANIZED SHALL BE IN COMPLIANCE WITH ASTM A385 (APPROVED EQUIVALENT).
 - 1.2. RECOMMENDED PRACTICE FOR PROVIDING HIGH QUALITY ZINC COATINGS (HOT DIP) AND REFERENCE ASTM A123 (APPROVED EQUIVALENT).



SECTION 2
SCALE: 1:20
G1
EXISTING SIDEWALK AND RETAINING WALL ARRANGEMENT

REVISIONS

No.	DATE	REMARKS
A	02.29.24	ISSUED FOR RFO

Horizontal Datum:
North American Datum 1983 (CSRS)
6 Degree Universal Transverse Mercator
(UTM) Grid Coordinates, Zone 17.
Vertical Datum:
Canadian Geodetic Vertical Datum,
1928 Adjustment, Geodetic Elevations

PROJECT TITLE
LAKE MATINENDA
PUBLIC BOAT
LAUNCH

DRAWING TITLE
NOTES & EXISTING
CONDITIONS

LOCATION
TOWN OF
BLIND RIVER,
ONTARIO

DATE	FEBRUARY 29, 2024
DRAWN	SR
CHECKED	MK
SCALE	AS NOTED
ISSUED FOR TENDER	
NOT FOR CONSTRUCTION	

REVISIONS		
No	DATE	REMARKS
A	02.29.24	ISSUED FOR RFQ

Horizontal Datum:
North American Datum 1983 (CSRS)
6 Degree Universal Transverse Mercator
(UTM) Grid Coordinates, Zone 17.

Vertical Datum:
Canadian Geodetic Vertical Datum,
1928 Adjustment, Geodetic Elevations

PROJECT TITLE
LAKE MATINENDA
PUBLIC BOAT
LAUNCH

DRAWING TITLE

HEAD AND
REATANING WALL
REPLACEMENT

LOCATION
TOWN OF
BLIND RIVER,
ONTARIO

DATE	FEBRUARY 29, 2024
DRAWN	SR
CHECKED	MK
SCALE	AS NOTED

ISSUED FOR
TENDER

DWG. No.	PROJECT No.	REV. No.
G2	22-0659	A

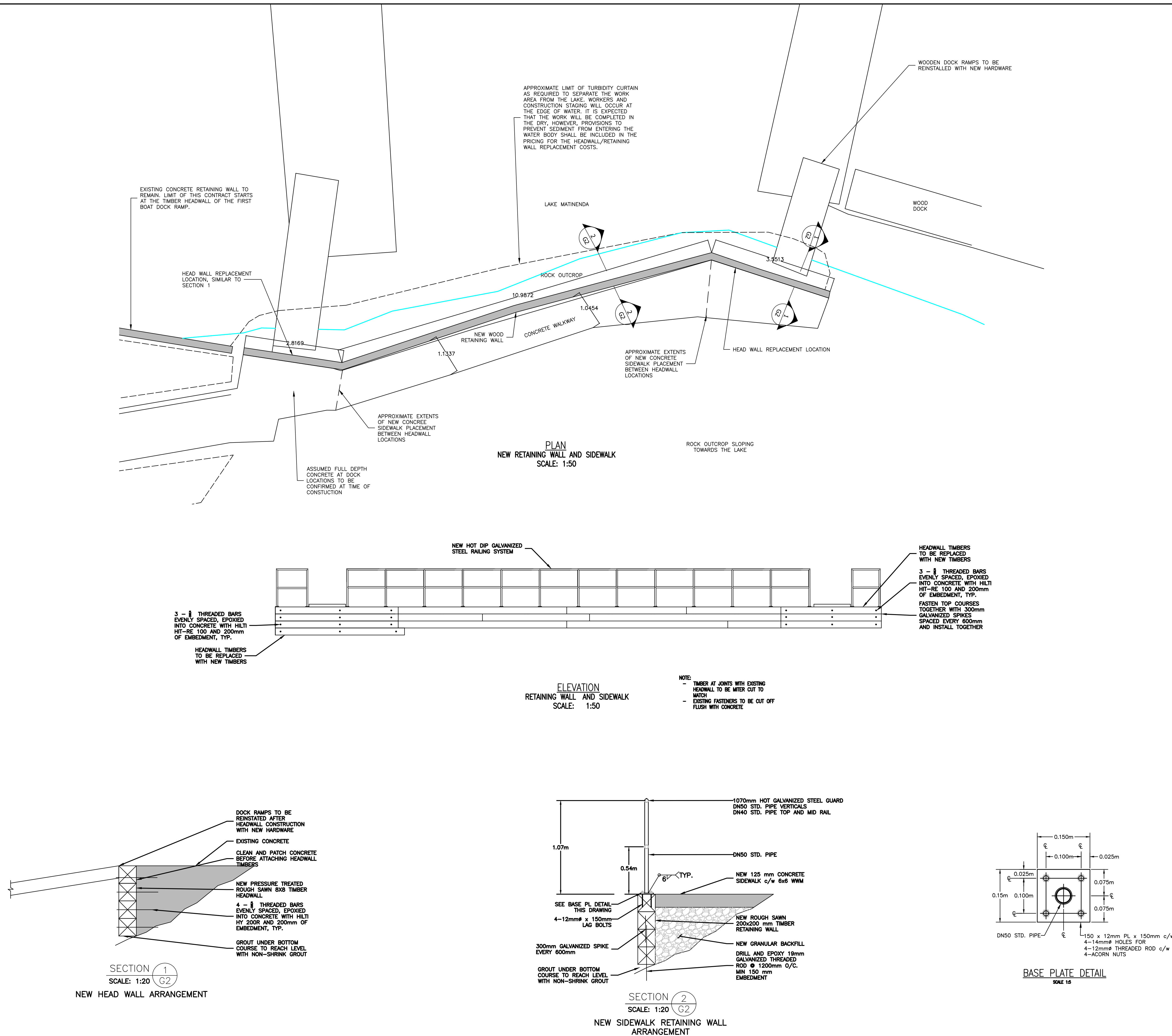




PHOTO 1: GENERAL SITE ARRANGEMENT



PHOTO 2: EXISTING RETAINING WALL AND RAILING SYSTEM



PHOTO 3: EXISTING HEAD WALL



PHOTO 4: EXISTING SIDEWALK EXTENTS




PHOTO 5: EXISTING SIDEWALK EXTENTS

REVISIONS		
No.	DATE	REMARKS
A	02.29.24	ISSUED FOR RFO

Horizontal Datum:
North American Datum 1983 (CSRS)
6 Degree Universal Transverse Mercator
(UTM) Grid Coordinates, Zone 17.
Vertical Datum:
Canadian Geodetic Vertical Datum,
1928 Adjustment, Geodetic Elevations

PROJECT TITLE
LAKE MATINENDA
PUBLIC BOAT
LAUNCH

DRAWING TITLE
GENERAL SITE
PHOTOS

LOCATION
TOWN OF
BLIND RIVER,
ONTARIO

DATE	FEBRUARY 29, 2024
DRAWN	SR
CHECKED	MK
SCALE	AS NOTED
ISSUED FOR TENDER	
NOT FOR CONSTRUCTION	

DWG. No.	PROJECT No.	REV. No.
G3	22-0659	A